




## **Pull Handle Crossover Boxes**



**UWS aluminum truck boxes are designed and manufactured for the professional workman or truck owner looking for a tough, well-built toolbox. The Pull Handle series provides more clearance for your hand making it easier to open.**


**Tough. Reliable. USA Made.**



**Patented Foam Filled Lid** creates a solid structure to prevent bending or warping and ensures easy opening and closing from either side



**Built-in Tool Trays and Screwdriver Holders** makes tools immediately accessible and adds structural integrity



**Easy to Install** with predrilled mounting slots

**Self Opening Lid** automatically opens to 90° for added convenience

**Riveted Badge**

**MicroSeal™ Stripping** helps seal out moisture, dust and dirt

**One Year Warranty**

**Aluminum One-Piece Tub and Lid** is designed to support heavy loads, absorb tool drops and prevent leakage

**Available in three finishes:**

- Bright Aluminum Diamond Tread
- Black Powder Coated Aluminum Diamond Tread
- Matte Black Powder Coated Aluminum Diamond Tread



**Stainless Steel Pull Handle** provides more clearance for your hand, making it easier to open



**3-Compartment Sliding Tray** for convenient small item storage and retrieval



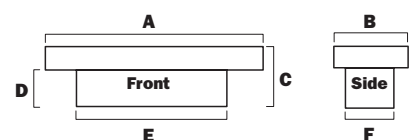
**Connecting Rod Enclosure** helps prevent box contents from bending or jamming locking system



**PULL HANDLE - LOW PROFILE - STANDARD**

Product Code	Description	Available in Black	Available in Matte Black	Dimensions (inches)							Cu. Ft.
				A	B	C	D	E	F	G	
TBS-72-LP-PH	72" Aluminum Single Lid Crossover Toolbox Low Profile Pull Handle	Yes	Yes	72	19.25	13.50	11.75	62.00	17.00	—	8.6
TBS-69-LP-PH	69" Aluminum Single Lid Crossover Toolbox Low Profile Pull Handle	Yes	Yes	69	19.25	13.50	11.75	59.00	17.00	—	8.2

- Lid Variance - add 1" to **A** for box dimension including the lid.
- Add **-BLK** to p/n for black finish.
- Add **-MB** to p/n for matte black finish.






## Crossover Boxes



**Our most popular toolboxes featuring our patented foam filled lid, perfect vehicle fit, convenient tool holder and sliding tray. They are made in the USA and built to last.**

**Tough. Reliable. USA Made.**




**Patented Foam Filled Lid** creates a solid structure to prevent bending or warping and ensures easy opening and closing from either side



**Built-in Tool Trays and Screwdriver Holders\*** makes tools immediately accessible and adds structural integrity

*\*not available on all models*




**Easy to Install** with predrilled mounting slots

**Self Opening Lid** automatically opens to 90° for added convenience

**Riveted Badge**

**MicroSeal™ Stripping** helps seal out moisture, dust and dirt



**One Year Warranty**

**Aluminum One-Piece Tub and Lid** is designed to support heavy loads, absorb tool drops and prevent leakage

**Available in three finishes:**

- Bright Aluminum Diamond Tread
- Black Powder Coated Aluminum Diamond Tread
- Matte Black Powder Coated Aluminum Diamond Tread



**Stainless Steel Paddle Lock Lift Handle** provides strength, security and long-term corrosion resistance



**3-Compartment Sliding Tray\*** for convenient small item storage and retrieval

*\*not available on all models*



**Connecting Rod Enclosure** helps prevent box contents from bending or jamming locking system

For more details (including fit information) and to see the full assortment of available products, visit [www.uwsta.com](http://www.uwsta.com)



## Single Lid Boxes

Most popular design with multiple sizes and shapes to fit nearly every truck bed size.

**Sizes:** 54, 58, 60, 63, 66, 69, 72 inches

**Handle Locks:** Paddle Lift

**Depth:** Standard, Deep

**Width:** Standard, Extra Wide (LBTA)


### SINGLE LID – STANDARD

Product Code	Description	Available in Black	Available in Matte Black	Dimensions (inches)							Cu. Ft.
				A	B	C	D	E	F	G	
TBS-72	72" Aluminum Single Lid Crossover Toolbox	Yes	Yes	72	19.00	13.50	9.38	62.00	17.00	—	9.0
TBS-72-LBTA	72" Aluminum Single Lid Crossover Toolbox Extra Wide	Yes		72	27.50	13.50	9.00	62.00	25.25	—	12.7
TBS-69	69" Aluminum Single Lid Crossover Toolbox	Yes	Yes	69	19.25	13.50	9.38	59.00	17.00	—	8.6
TBS-69-LBTA	69" Aluminum Single Lid Crossover Toolbox Extra Wide	Yes		69	27.50	13.00	9.00	59.00	25.25	—	12.2
TBS-66	66" Aluminum Single Lid Crossover Toolbox	Yes		66	19.25	13.50	9.38	56.00	17.00	—	8.2
TBS-63	63" Aluminum Single Lid Crossover Toolbox	Yes		63	19.25	13.50	9.38	53.00	17.00	—	7.8
TBS-60	60" Aluminum Single Lid Crossover Toolbox	Yes		60	19.25	13.50	9.38	50.00	17.00	—	7.4
TBS-58	58" Aluminum Single Lid Crossover Toolbox	Yes		58	19.25	13.50	9.38	48.00	17.00	—	7.1
TBS-54	54" Aluminum Single Lid Crossover Toolbox	Yes		54	19.25	13.50	9.38	44.00	17.00	—	6.9

### SINGLE LID – DEEP

TBSD-72-A	72" Aluminum Single Lid Crossover Toolbox Deep Angled	Yes		72	19.25	19.50	15.50	62.00	17.00	56.00	12.7
TBSD-72-LBTA	72" Aluminum Single Lid Crossover Toolbox Deep Extra Wide	Yes		72	27.50	17.75	13.75	62.00	25.25	—	17.1
TBSD-69	69" Aluminum Single Lid Crossover Toolbox Deep	Yes		69	19.25	19.50	15.50	59.00	17.00	—	12.1
TBSD-69-LBTA	69" Aluminum Single Lid Crossover Toolbox Deep Extra Wide	Yes		69	27.50	17.75	13.75	59.00	25.25	—	16.3
TBSD-69-A	69" Aluminum Single Lid Crossover Toolbox Deep Angled	Yes	Yes	69	19.25	19.50	15.50	59.00	17.00	46.00	12.3
TBSD-63	63" Aluminum Single Lid Crossover Toolbox Deep	No		63	19.25	19.50	15.50	53.00	17.00	—	11.0

- Lid Variance – add 1" to **A** for box dimension including the lid.
- Add **-BLK** to p/n for black finish.
- Add **-MB** to p/n for matte black finish.





## Low Profile Boxes

Built 2.5" lower on the bed rail for a better view out rear window and sleeker look.

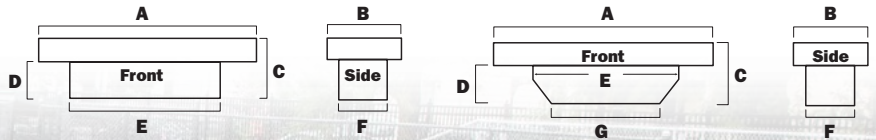
**Sizes:** 54, 58, 60, 63, 66, 69, 72 inches

**Handle Locks:** Paddle Lift

**Depth:** Standard, Deep

LOW PROFILE - STANDARD											
Product Code	Description	Available in Black	Available in Matte Black	Dimensions (inches)							Cu. Ft.
				A	B	C	D	E	F	G	
TBS-72-LP	72" Aluminum Single Lid Crossover Toolbox Low Profile	Yes	Yes	72	19.25	13.50	11.75	62.00	17.00	—	8.6
TBS-69-LP	69" Aluminum Single Lid Crossover Toolbox Low Profile	Yes	Yes	69	19.25	13.50	11.75	59.00	17.00	—	8.2
TBS-69-A-LP	69" Aluminum Single Lid Crossover Toolbox Low Profile Angled	Yes		69	19.25	13.50	11.75	59.00	17.00	48.00	8.1
TBS-66-LP	66" Aluminum Single Lid Crossover Toolbox Low Profile	Yes		66	19.25	13.50	11.75	56.00	17.00	—	7.7
TBS-63-LP	63" Aluminum Single Lid Crossover Toolbox Low Profile	Yes		63	19.25	13.50	11.75	53.00	17.00	—	7.4
TBS-60-LP	60" Aluminum Single Lid Crossover Toolbox Low Profile	Yes		60	19.25	13.50	11.75	50.00	17.00	—	7.0
TBS-58-LP	58" Aluminum Single Lid Crossover Toolbox Low Profile	Yes		58	19.25	13.50	11.75	48.00	17.00	—	6.7
TBS-54-LP	54" Aluminum Single Lid Crossover Toolbox Low Profile	Yes		54	19.25	13.50	11.75	44.00	17.00	—	6.1
LOW PROFILE - DEEP											
TBSD-72-A-LP	72" Aluminum Single Lid Crossover Toolbox Deep Low Profile Angled	Yes		72	19.25	17.50	15.50	62.00	17.00	56.00	11.1
TBSD-69-LP	69" Aluminum Single Lid Crossover Toolbox Deep Low Profile	Yes		69	19.25	17.50	15.50	59.00	17.00	—	10.5
TBSD-69-A-LP	69" Aluminum Single Lid Crossover Toolbox Deep Low Profile Angled	Yes	Yes	69	19.25	17.50	15.50	59.00	17.00	46.00	10.4

- Lid Variance – add 1" to **A** for box dimension including the lid.
- Add **-BLK** to p/n for black finish.
- Add **-MB** to p/n for matte black finish.





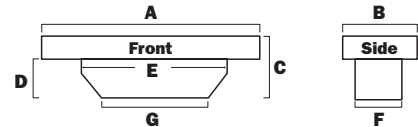
## Angled Boxes

Designed to accommodate unique bed sizes and wheel well shapes of select domestic and imported trucks.

**Sizes:** 60, 63 inches  
**Handle Locks:** Paddle Lift  
**Depth:** Standard, Deep

ANGLED - STANDARD											
Product Code	Description	Available in Black	Available in Matte Black	Dimensions (inches)							Cu. Ft.
				A	B	C	D	E	F	G	
TBS-63-A	63" Aluminum Single Lid Crossover Toolbox Angled	Yes		63	19.25	13.50	9.38	53.00	17.00	38.50	7.6
TBS-60-A	60" Aluminum Single Lid Crossover Toolbox Angled	Yes		60	19.25	13.50	9.38	50.00	17.00	36.00	7.2
ANGLED - LOW PROFILE											
TBS-63-A-LP	63" Aluminum Single Lid Crossover Toolbox Low Profile Angled	Yes	Yes	63	19.25	13.50	11.75	53.00	17.00	38.50	8.5
TBS-60-A-LP	60" Aluminum Single Lid Crossover Toolbox Low Profile Angled	Yes		60	19.25	13.50	11.75	50.00	17.00	36.00	6.7
ANGLED - DEEP											
TBSD-63A	63" Aluminum Single Lid Crossover Toolbox Deep Angled	Yes		63	19.25	19.50	15.50	53.00	17.00	39.00	7.7
TBSD-60A	60" Aluminum Single Lid Crossover Toolbox Deep Angled	Yes		60	19.25	19.50	15.50	50.00	17.00	38.00	6.8
ANGLED - LOW PROFILE DEEP											
TBSD-63A-LP	63" Aluminum Single Lid Crossover Toolbox Deep Angled Low Profile	Yes		63	19.25	17.50	16.00	53.00	17.00	39.00	8.5
TBSD-60A-LP	60" Aluminum Single Lid Crossover Toolbox Deep Angled Low Profile	Yes		60	19.25	17.50	15.00	50.00	17.00	36.00	7.8

- Lid Variance - add 1" to **A** for box dimension including the lid.
- Add **-BLK** to p/n for black finish.
- Add **-MB** to p/n for matte black finish.





## Slim Line Boxes

Designed for truck beds with extremely limited space in front of wheel well.

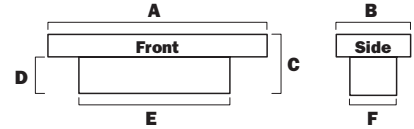
**Sizes:** 60, 63, 69, 72 inches

**Handle Locks:** Paddle Lift

**Depth:** Standard, Deep

SINGLE LID SLIM LINE - STANDARD										
Product Code	Description	Available in Black	Dimensions (inches)							Cu. Ft.
			A	B	C	D	E	F	G	
TBS-72-SL	72" Aluminum Single Lid Crossover Toolbox Slim Line	Yes	72	12.00	9.25	5.00	62.00	9.75	—	3.9
TBS-69-SL	69" Aluminum Single Lid Crossover Toolbox Slim Line	Yes	69	12.00	9.25	5.00	59.00	9.75	—	3.8
TBS-69-SL-LP	69" Aluminum Single Lid Crossover Toolbox Slim Line Low Profile	Yes	69	12.00	9.25	5.00	59.00	9.75	—	3.5
TBS-63-SL	63" Aluminum Single Lid Crossover Toolbox Slim Line	Yes	63	12.00	9.25	5.00	53.00	9.75	—	3.4
TBS-60-SL	60" Aluminum Single Lid Crossover Toolbox Slim Line	Yes	60	12.00	9.25	5.00	50.00	9.75	—	3.2
SINGLE LID SLIM LINE - DEEP										
TBSD-72-SL	72" Aluminum Single Lid Crossover Toolbox Deep Slim Line	Yes	72	12.00	17.25	13.00	62.00	9.75	—	6.7
TBSD-72-SL-LP	72" Aluminum Single Lid Crossover Toolbox Deep Slim Line Low Profile	Yes	72	12.00	17.25	15.50	62.00	9.75	—	6.5
TBSD-69-SL	69" Aluminum Single Lid Crossover Toolbox Deep Slim Line	Yes	69	12.00	17.25	13.00	59.00	9.75	—	6.3
TBSD-69-SL-LP	69" Aluminum Single Lid Crossover Toolbox Deep Slim Line Low Profile	Yes	69	12.00	17.25	15.00	59.00	9.75	—	6.0

- Lid Variance – add 1" to **A** for box dimension including the lid.
- Add **-BLK** to p/n for black finish.



## Side Mount Boxes

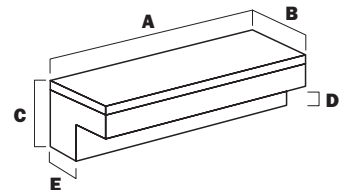
Additional tool and equipment space that mounts on the inside of truck bed side rails.

**Sizes:** 36, 48, 60, 72, 96 inches


**Handle Locks:** Paddle Lift

SINGLE LID SIDE MOUNT - STANDARD										
Product Code	Description	Available in Black	Dimensions (inches)							Cu. Ft.
			A	B	C	D	E	F	G	
TBSM-96	96" Aluminum Side Mount Tool Box	No	96	11.25	11.00	7.00	7.00	—	—	5.9
TBSM-72	72" Aluminum Side Mount Tool Box	Yes	72	11.25	11.00	7.00	7.00	—	—	4.2
TBSM-60	60" Aluminum Side Mount Tool Box	Yes	60	11.25	11.00	7.00	7.00	—	—	3.7
TBSM-48	48" Aluminum Side Mount Tool Box	Yes	48	11.25	11.00	7.00	7.00	—	—	3.0
TBSM-36	36" Aluminum Side Mount Tool Box	Yes	36	11.25	11.00	7.00	7.00	—	—	2.2

- Lid Variance – add 1" to **A** for box dimension including the lid.
- Add **-BLK** to p/n for black finish.








**Patented Foam Filled Lids** creates a solid structure to prevent bending or warping and ensures easy opening and closing from either side



**Self-Opening Lid** automatically opens, for convenience when hands are full




**MicroSeal™ Stripping** helps seal out moisture, dust and dirt



**Easy to Install** with predrilled mounting slots

**One Year Warranty**



**Aluminum One-Piece Tub and Lids** is designed to support heavy loads, absorb tool drops and prevent leakage



**Built-in Tool Trays and Screwdriver Holders** makes tools immediately accessible and adds structural integrity



**3-Compartment Sliding Tray** for convenient small item storage and retrieval



**Stainless Steel Paddle Lock Lift Handle** provides strength, security and long-term corrosion resistance

For more details (including fit information) and to see the full assortment of available products, visit [www.uwsta.com](http://www.uwsta.com)



## Gull Wing Boxes

Features two single lids for convenient, more secure half-box access.

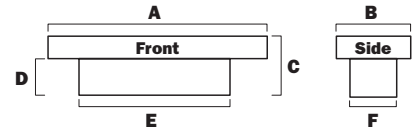
**Sizes:** 60, 63, 69, 72 inches

**Handle Locks:** Paddle Lift

**Depth:** Standard, Deep

GULLWING LID - STANDARD										
Product Code	Description	Available in Black	Dimensions (inches)							Cu. Ft.
			A	B	C	D	E	F	G	
TB-72	72" Aluminum Gullwing Crossover Toolbox	No	72	19.25	13.50	9.38	62.00	17.00	—	9.0
TB-69	69" Aluminum Gullwing Crossover Toolbox	No	69	19.25	13.50	9.38	59.00	17.00	—	8.7
TB-63	63" Aluminum Gullwing Crossover Toolbox	No	63	19.25	13.50	9.38	53.00	17.00	—	7.9
TB-60	60" Aluminum Gullwing Crossover Toolbox	No	60	19.25	13.50	9.38	50.00	17.00	—	7.5
GULLWING LID - DEEP										
TBD-72	72" Aluminum Gullwing Crossover Toolbox Deep	No	72	19.25	19.50	15.50	62.00	17.00	—	12.7
TBD-69	69" Aluminum Gullwing Crossover Toolbox Deep	No	69	19.25	19.50	15.50	59.00	17.00	—	12.2

- Lid Variance – add 1" to **A** for box dimension including the lid.
- Add **-BLK** to p/n for black finish.






**Stainless Steel Aircraft Cable Supports** allow lid to open 90° and withstand up to 1,000 pound load when in open position



**MicroSeal™ Stripping** helps seal out moisture, dust and dirt

**Lid Opens 90°** for easy loading and unloading of tools and equipment



**One Year Warranty**

**Aluminum One-Piece Tub and Lids** is designed to support heavy loads, absorb tool drops and prevent leakage



**Stainless Steel T-Handle Lock** provides strength, security and long-term corrosion resistance

**Available in two finishes:**  
 - Bright Aluminum Diamond Tread  
 - Black Powder Coated Aluminum Diamond Tread

For more details (including fit information) and to see the full assortment of available products, visit [www.uwsta.com](http://www.uwsta.com)



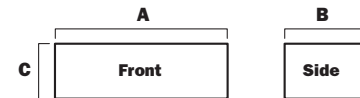
## Topsider Boxes

Mounts on top of truck bed side rails for easy cargo and tool access.

**Sizes:** 48, 60, 72, 90, 96 inches  
**Handle Locks:** T-Handle

TOPSIDER								
Product Code	Description	Available in Black	Dimensions (inches)				# of Doors	Cu. Ft.
			A	B	C	Door Opening		
TBTS-96	96" Aluminum Topsider Tool Box Double Door	Yes	96	13.25	17.00	12 x 42.5	2	12.5
TBTS-90	90" Aluminum Topsider Tool Box Double Door	Yes	90	13.25	17.00	12 x 39.5	2	11.7
TBTS-72	72" Aluminum Topsider Tool Box Double Door	Yes	72	13.25	17.00	12 x 30.5	2	9.4
TBTS-60	60" Aluminum Topsider Tool Box Single Door	Yes	60	13.25	17.00	12 x 55.5	1	7.8
TBTS-48	48" Aluminum Topsider Tool Box Single Door	Yes	48	13.25	17.00	12 x 42.5	1	6.3

• Add **-BLK** to p/n for black finish.



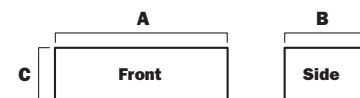
## Underbody Boxes


Mounts above or below flatbeds, dump trucks and trailer bodies for added storage.

**Sizes:** 24, 30, 36, 48, 60, 72, 96 inches  
**Handle Locks:** T-Handle


UNDERBODY								
Product Code	Description	Available in Black	Dimensions (inches)				# of Doors	Cu. Ft.
			A	B	C	Door Opening		
TBUB-96	96" Aluminum Underbody Tool Box Double Door	No	96	17.50	18.00	13 x 42.5	2	18.0
TBUB-72	72" Aluminum Underbody Box Double Door	No	72	17.50	18.00	13 x 30.5	2	13.5
TBUB-60	60" Aluminum Underbody Tool Box Single Door	No	60	17.50	18.00	13 x 55.5	1	11.3
TBUB-48	48" Aluminum Underbody Tool Box Single Door	No	48	17.50	18.00	13 x 43.5	1	9.0
TBUB-36	36" Aluminum Underbody Tool Box Single Door	Yes	36	17.50	18.00	13 x 31.5	1	6.8
TBUB-30	30" Aluminum Underbody Tool Box Single Door	No	30	17.50	18.00	13 x 25.5	1	5.6
TBUB-24	24" Aluminum Underbody Tool Box Single Door	No	24	17.50	18.00	13 x 19.5	1	4.5

• Add **-BLK** to p/n for black finish.





**Patented Foam Filled Lids** creates a solid structure to prevent bending or warping and ensures easy opening and closing from either side



**Offset Hinge** designed to fit tight against front of bed allowing lid to open without rubbing

**Lid Opens 90°** for easy loading and unloading of tools and equipment



**Self-Opening Lid** automatically opens, for convenience when hands are full

**Riveted Badge**



**One Year Warranty**

**Available in two finishes:**

- Bright Aluminum Diamond Tread
- Black Powder Coated Aluminum Diamond Tread

**Aluminum One-Piece Tub and Lid**

is designed to support heavy loads, absorb tool drops and prevent leakage



**Stainless Steel Paddle Lock Lift Handle** provides strength, security and long-term corrosion resistance



**Connecting Rod Enclosure** helps prevent box contents from bending or jamming locking system



**MicroSeal™ Stripping** helps seal out moisture, dust and dirt

For more details (including fit information) and to see the full assortment of available products, visit [www.uwsta.com](http://www.uwsta.com)



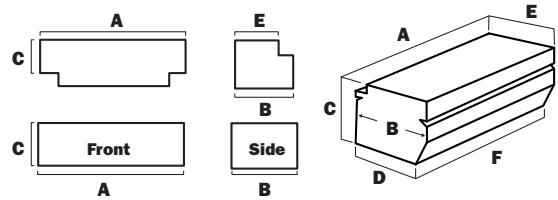
## Chest Box Wedged/Notched

Optimizes cargo capacity while avoiding fender wells and other bed rail mounted accessories.

**Sizes:** 55, 62 inches  
**Handle Locks:** Paddle Lift

CHEST BOX WEDGED/NOTCHED										
Product Code	Description	Available in Black	Dimensions (inches)							Cu. Ft.
			A	B	C	D	E	F	G	
TBC-62-WN	62" Aluminum Chest Box Wedge Notched	Yes	62	20.00	17.25	15.00	17.50	53.00	—	5.9
TBC-55-WN	55" Aluminum Chest Box Wedge Notched	Yes	55	21.32	19.38	17.50	17.50	41.00	—	2.2

- Lid Variance – add 1" to **A** for box dimension including the lid.
- Add **-BLK** to p/n for black finish.



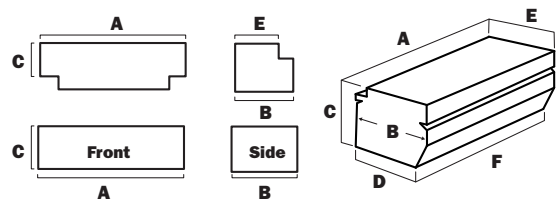
## Chest Box Notched

Optimizes cargo capacity while avoiding fender wells and other bed rail mounted accessories on full size trucks.

**Sizes:** 60 inches  
**Handle Locks:** Paddle Lift

CHEST BOX NOTCHED										
Product Code	Description	Available in Black	Dimensions (inches)							Cu. Ft.
			A	B	C	D	E	F	G	
TBC-60-N	60" Aluminum Chest Box Notched	Yes	60	22.50	18.25	17.25	17.50	47.00	—	10.3

- Lid Variance – add 1" to **A** for box dimension including the lid.
- Add **-BLK** to p/n for black finish.





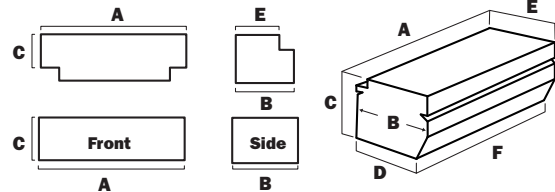
## Chest Box Wedge

Optimizes cargo capacity while avoiding fender wells and other bed rail mounted accessories.

**Sizes:** 36, 42, 48, 55, 60 inches  
**Handle Locks:** Paddle Lift

CHEST BOX WEDGE											
Product Code	Description	Available in Black	Dimensions (inches)						# of paddle handles	Cu. Ft.	
			A	B	C	D	E	F			
TBC-60-W	60" Aluminum Chest Box Wedge	Yes	60	20.00	17.25	17.38	17.50	60.00	2	12.0	
TBC-55-W	55" Aluminum Chest Box Wedge	Yes	55	20.00	17.25	17.38	17.50	55.00	2	11.0	
TBC-48-W	48" Aluminum Chest Box Wedge	Yes	48	20.00	17.25	17.38	17.50	48.00	2	9.6	
TBC-42-W	42" Aluminum Chest Box Wedge	Yes	42	20.00	17.25	17.38	17.50	42.00	1	8.4	
TBC-36-W	36" Aluminum Chest Box Wedge	Yes	36	20.00	17.25	17.38	17.50	36.00	1	7.2	

- Lid Variance – add 1" to **A** for box dimension including the lid.
- Add **-BLK** to p/n for black finish.



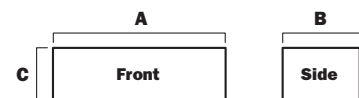
## Chest Box


For storage only. Not recommended for use in pickup trucks.

**Sizes:** 30, 36, 42, 48, 60 inches  
**Handle Locks:** Paddle Lift

CHEST BOX											
Product Code	Description	Available in Black	Dimensions (inches)						# of paddle handles	Cu. Ft.	
			A	B	C	D	E	F			
TBC-60	60" Aluminum Chest Box	Yes	60	24.00	20.00	–	–	–	2	16.7	
TBC-48	48" Aluminum Chest Box	Yes	48	24.00	20.00	–	–	–	2	13.3	
TBC-48-DD	48" Aluminum Chest Box for #UWS-Carrier	No	48	20.00	20.00	–	–	–	2	11.1	
TBC-42	42" Aluminum Chest Box	Yes	42	19.25	18.00	–	–	–	2	8.4	
TBC-36	36" Aluminum Chest Box	Yes	36	19.25	18.00	–	–	–	1	7.2	
TBC-30	30" Aluminum Chest Box	Yes	30	19.25	16.00	–	–	–	1	5.3	

- Lid Variance – add 1" to **A** for box dimension including the lid.
- Add **-BLK** to p/n for black finish.





### Patented Foam Filled Lid

creates a solid structure to prevent bending or warping and ensures easy opening and closing from either side

**MicroSeal™ Stripping** helps seal out moisture, dust and dirt

### Available in two finishes:

- Bright Aluminum Diamond Tread
- Black Powder Coated Aluminum Diamond Tread



### Corrosion Resistant Zinc-Plated Metal Sliders

with stainless steel ball bearings for smooth operation and longer product life

**Lid Opens 90°** for easy loading and unloading of tools and equipment



### Self-Opening Lid

automatically opens, for convenience when hands are full



**2 Drawer Slide Boxes** for a total of 10 precision-injected drawers for storage of small tools and equipment

### 4 Cubic Foot Center Storage Area

for storage of over-sized tools and equipment (when tray is removed)

### Front and Top Opening Lids

for easy access to tools and equipment



**Stainless Steel Paddle Lock** provides strength, security and long-term corrosion resistance

### 3-Compartment Sliding Tray\*

for convenient small item storage and retrieval



## Chest Drawer Slides

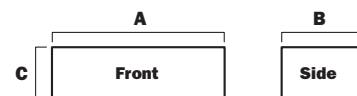
**Sizes:** 38 inches

**Handle Locks:** Paddle Lift

Product Code	Description	Available in Black	Dimensions (inches)			Cu. Ft.
			A	B	C	
TBC-38-DS	38" Aluminum Chest with 2 Drawer Slides	Yes	38	23.00	20.00	10.1

• Lid Variance – add 1" to **A** for box dimension including the lid.

• Add **-BLK** to p/n for black finish.







**5 Precision-Injected Commercial Grade Drawers** integrated into one box for secure storage of tools and equipment



**MicroSeal™ Stripping** helps seal out moisture, dust and dirt



**One Year Warranty**

**Mounting Hardware** included for quick, easy installation on trucks, vans, trailers and/or workbenches

**Available in two finishes:**

- Bright Aluminum Diamond Tread
- Black Powder Coated Aluminum Diamond Tread



**Corrosion Resistant Zinc-Plated Metal Sliders** with stainless steel ball bearings for smooth operation and longer product life



**Stainless Steel T-Handle Lock** provides strength, security and long-term corrosion resistance

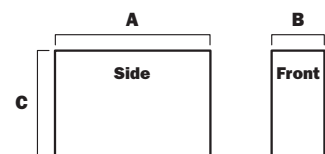


## Drawer Slides

**Sizes:** 18, 22 inches  
**Handle Locks:** T-Handle

Product Code	Description	Available in Black	Dimensions (inches)			Cu. Ft.
			A	B	C	
DS-22	22" Aluminum Drawer Slide	Yes	22	7.75	18.75	1.9
DS-18	18" Aluminum Drawer Slide	Yes	18	7.75	18.75	1.5

- Lid Variance - add 1" to **A** for box dimension including the lid.
- Add **-BLK** to p/n for black finish.






# Fenderwell Box with Drawer Slides



**Single Lid Storage Box** opens toward center of truck for ease and convenience

**Lid Opens 90°** for easy loading and unloading of tools and equipment




**MicroSeal™ Stripping** helps seal out moisture, dust and dirt

**One Year Warranty**

**Aluminum One-Piece Tub and Lid** is designed to support heavy loads, absorb tool drops and prevent leakage

**Available in two finishes:**

- Bright Aluminum Diamond Tread
- Black Powder Coated Aluminum Diamond Tread



**Riveted Badge**



**3 Sliding Drawers** open toward rear for storage of small tools and equipment



**Corrosion Resistant Zinc-Plated Metal Sliders** with stainless steel ball bearings for smooth operation and longer product life



**Stainless Steel Paddle Lock** provides strength, security and long-term corrosion resistance



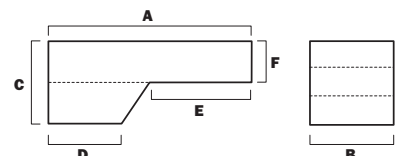
Passenger Side shown


## Fenderwell Box with Drawer Slides

**Sizes:** 48, 55 inches  
**Handle Locks:** Paddle Lift

Product Code	Description	Available in Black	Dimensions (inches)						Cu. Ft.
			A	B	C	D	E	F	
FW-55-DS-P	55" Aluminum Fender Well with Draw Slide Passenger Side	No	55	8.00	23.25	20.00	26.00	11.50	4.4
FW-55-DS-D	55" Aluminum Fender Well with Draw Slide Driver Side	Yes	55	8.00	23.25	20.00	26.00	11.50	4.4
FW-48-DS-P	48" Aluminum Fender Well with Draw Slide Passenger Side	Yes	48	8.00	23.25	18.50	21.25	11.50	3.9
FW-48-DS-D	48" Aluminum Fender Well with Draw Slide Driver Side	Yes	48	8.00	23.25	18.50	21.25	11.50	3.9

- Lid Variance - add 1" to **A** for box dimension including the lid.
- Add **-BLK** to p/n for black finish.





**Patented Foam Filled Lid** creates a solid structure to prevent bending or warping and ensures easy opening and closing from either side



**Lid Opens 90°** for easy loading and unloading of tools and equipment



**Self-Opening Lid** automatically opens, for convenience when hands are full

**Aluminum One-Piece Tub and Lid** is designed to support heavy loads, absorb tool drops and prevent leakage



**One Year Warranty**

**Available in two finishes:**

- Bright Aluminum Diamond Tread
- Black Powder Coated Aluminum Diamond Tread



**Stainless Steel Paddle Lock Lift Handle** provides strength, security and long-term corrosion resistance



**Connecting Rod Enclosure** helps prevent box contents from bending or jamming locking system



**MicroSeal™ Stripping** helps seal out moisture, dust and dirt

## Aluminum Fifth Wheel Box

*Low-profile rectangular chest for use when pulling a fifth wheel.*

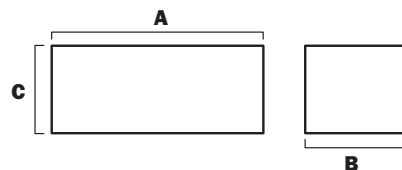
**Sizes:** 58 inches


**Handle Locks:** Paddle Lift



Product Code	Description	Available in Black	Dimensions (inches)			Cu. Ft.
			A	B	C	
FWB-58	Aluminum Fifth Wheel Box	Yes	59	18.00	10.00	16.7

- Lid Variance - add 1" to **A** for box dimension including the lid.
- Add **-BLK** to p/n for black finish.





**Patented Foam Filled Lid** creates a solid structure to prevent bending or warping and ensures easy opening and closing from either side



**Lid Opens 90°** for easy loading and unloading of tools and equipment



**Self-Opening Lid** automatically opens, for convenience when hands are full



**Available in two finishes:**

- Bright Aluminum Diamond Tread
- Black Powder Coated Aluminum Diamond Tread

**Riveted Badge**

**Aluminum One-Piece Tub and Lid**

is designed to support heavy loads, absorb tool drops and prevent leakage

**One Year Warranty**



**Connecting Rod Enclosure** helps prevent box contents from bending or jamming locking system



**Stainless Steel Paddle Lock Lift Handle** provides strength, security and long-term corrosion resistance



**MicroSeal™ Stripping** helps seal out moisture, dust and dirt

## Aluminum Trailer Boxes

*Mounts on lighter weight straight tongues of boat and snowmobile trailers.*

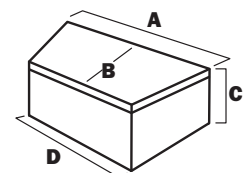
**Sizes:** 34, 49 inches

**Handle Locks:** Paddle Lift



Product Code	Description	Available in Black	Dimensions (inches)				Cu. Ft.
			A	B	C	D	
TBV-49	49" Aluminum Trailer Chest Box Chest	Yes	47.88	17.88	21.00	23.88	6.3
TBV-34	34" Aluminum Trailer Chest Box Chest	Yes	32.88	15.88	21.00	19.88	4.1
TBV-34-LP	34" Aluminum Trailer Chest Box Chest Low Profile	Yes	32.88	15.88	12.00	19.88	2.9

- Lid Variance - add 1" to **A** for box dimension including the lid.
- Add **-BLK** to p/n for black finish.





**Strapping Rail**  
on top of dog box for easy, convenient tie down



**Self-Opening Lid\***  
automatically opens, for convenience when hands are full

*\*available on Northern Dog Box only*



**Stainless Steel Paddle Lock Lift Handle\*** provides strength, security and long-term corrosion resistance


*\*available on Northern Dog Box only*



**Cleanout Ports\***  
at back of each compartment

*\*available on Northern Dog Box only*

**One Year Warranty**



**Stainless Steel T-Handle Lock**  
provides strength, security and long-term corrosion resistance



**Patented Insulated Top Compartment\*** creates a rigid wall of insulation, strength and security

*\*available on Northern Dog Box only*

**Models available include:**  
one door, no divider and two door, non-removable divider



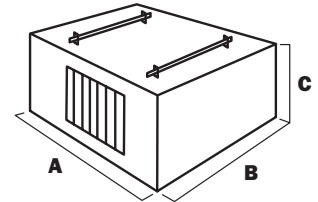


## Aluminum Southern Vented Dog Boxes

**Sizes:** 36, 48 inches  
**Handle Locks:** T-Handle

### ALUMINUM SOUTHERN VENTED DOG BOXES

Product Code	Description	Available in Black	Dimensions (inches)			Cu. Ft.
			A	B	C	
DB-3636	36" Southern 1-Door Standard Dog Box	No	36	36.00	24.00	18.0
DB-4848	48" Southern 2-Door Deep Dog Box	No	48	48.00	24.00	32.0

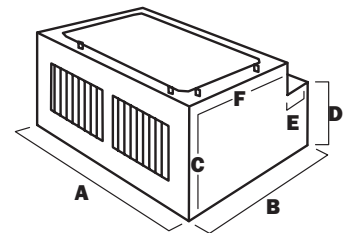


## Aluminum Northern Insulated Dog Box

**Sizes:** 48 inches  
**Handle Locks:** T-Handle & Paddle Lift

### ALUMINUM NORTHERN INSULATED DOG BOX

Product Code	Description	Available in Black	Dimensions (inches)						Cu. Ft.
			A	B	C	D	E	F	
DB-4848N	48" Northern 2-Door Standard Dog Box	No	48	48.00	27.00	23.00	14.00	34.00	35.2



## Aluminum Locking Tracking Collar Box

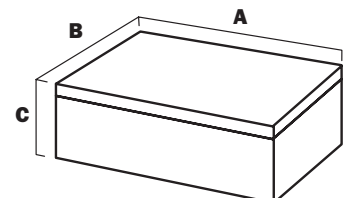
*Protect dog tracking collar and other valuables in this locking storage box.*

**Handle Locks:** Paddle Lift

### ALUMINUM LOCKING TRACKING COLLAR BOX

Product Code	Description	Available in Black	Dimensions (inches)			Cu. Ft.
			A	B	C	
TCB-34	Locking Tracking Collar Box	No	31	35.00	6.50	3.4

- Lid Variance - add 1" to **A** for box dimension including the lid.





## **Aluminum Tanks and Combo**




**Heavy-duty aluminum tanks designed to transfer non-flammable liquid to on-site vehicles and equipment.**

**Tough. Reliable. USA Made.**



**Commercial Grade Vented Cap** for proper ventilation of non-flammable liquids



**Patented Foam Filled Lid** creates a solid structure to prevent bending or warping and ensures easy opening and closing from either side



**Self-Opening Lid** automatically opens, for convenience when hands are full

**Available in two finishes:**

- Bright Aluminum Diamond Tread
- Black Powder Coated Aluminum Diamond Tread



**Offset Hinge** designed to fit tight against tank allowing lid to open without rubbing

**Lid Opens 90°** for easy loading and unloading of tools and equipment


**MicroSeal™ Stripping** helps seal out moisture, dust and dirt

**Heavy-Duty Aluminum Alloy** provides maximum protection and durability



**Connecting Rod Enclosure** helps prevent box contents from bending or jamming locking system

**One Year Warranty**



**Drain Plug** facilitates easy and quick emptying



**Fully Welded One-Piece Tub** is designed to support heavy loads, absorb tool drops and prevent leakage



**Stainless Steel Paddle Lock** provides strength, security and long-term corrosion resistance

For more details (including fit information) and to see the full assortment of available products, visit [www.uwsta.com](http://www.uwsta.com)





## Aluminum Combo L-Shape Liquid Transfer Tank and Chest

Combines liquid tank and storage chest into one space efficient design. Available in 45, 50, 75, 85, 100 and 101 gallon tanks.

**Sizes:** 36, 48, 54, 56, 59½ inches

**Handle Locks:** Paddle Lift

### ALUMINUM TRANSFER TANK - COMBO

Product Code	Description	Sloping Lid Option	Available in Black	Dimensions (inches)							Cu. Ft.
				A	B	C	D	E	F	G	
TT-101-COMBO	Aluminum Transfer Tank 101 Gallon combo tank		Yes	53	33.00	24.00	22.00	9.00	15.00	9.00	11.4
TT-100-COMBO	Aluminum Transfer Tank 100 Gallon Combo Tank		Yes	59.5	31.00	24.00	22.00	9.00	15.00	9.00	11.4
TT-85-COMBO	Aluminum Transfer Tank 85 Gallon Combo Tank		Yes	48	34.00	26.00	24.00	8.00	18.00	10.00	12
TT-75-COMBO	Aluminum Transfer Tank 75 Gallon Combo Tank	Yes	Yes	48	27.00	24.00	18.00	9.00	12.00	9.00	6.5
TT-50-COMBO	Aluminum Transfer Tank 50 Gallon Combo Tank		Yes	36	32.00	22.00	24.00	8.00	14.00	8.00	7.0
TT-45-COMBO	Aluminum Transfer Tank 45 Gallon Combo	Yes	Yes	54	18.00	20.00	12.00	9.00	8.00	6.00	3.4

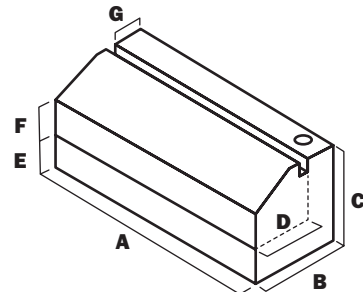
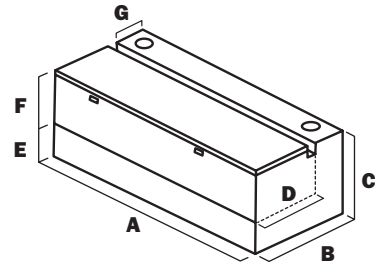
• Add **-BLK** to p/n for black finish.

**NOTE:**

For dimensions with mounting tabs add 3" to A and 1.5" to B.

**WARNING:**

Transfer tanks must not be connected to a vehicle's fuel system as an auxiliary tank. Transfer tanks may not meet certain state's specifications. Tanks are not designed to transport flammables, such as gasoline. Leaking fuel is an extreme fire and explosion hazard. Inspect system at least monthly.





## Aluminum L-Shape Liquid Transfer Tanks

Available in 50, 75, 85, 100 and 101 gallon tanks.

**Sizes:** 36, 48, 56, 59½ inches

ALUMINUM TRANSFER TANK – L-SHAPE										
Product Code	Description	Available in Black	Dimensions (inches)							Gallons
			A	B	C	D	E	F	G	
TT-101-LT/P	Aluminum Transfer Tank 101 Gallon L-Tank	Yes	53	33.00	24.00	22.00	9.00	15.00	9.00	101
TT-100-LT/P	Aluminum Transfer Tank 100 Gallon L-Tank	Yes	59.5	31.00	24.00	22.00	9.00	15.00	9.00	100
TT-85-LT/P	Aluminum Transfer Tank 85 Gallon L-Tank	Yes	48	34.00	26.00	24.00	8.00	18.00	10.00	85
TT-75-LT/P	Aluminum Transfer Tank 75 Gallon L-Tank	Yes	48	27.00	24.00	18.00	9.00	15.00	9.00	75
TT-50-LT/P	Aluminum Transfer Tank 50 Gallon L-Tank	Yes	36	32.00	22.00	24.00	8.00	14.00	8.00	50

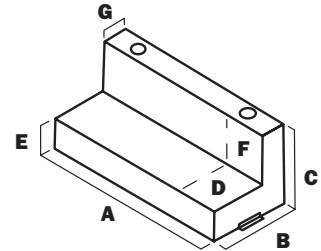
• Add **-BLK** to p/n for black finish.

**NOTE:**

For dimensions with mounting tabs add 3" to A and 1.5" to B.

**WARNING:**

Transfer tanks must not be connected to a vehicle's fuel system as an auxiliary tank. Transfer tanks may not meet certain state's specifications. Tanks are not designed to transport flammables, such as gasoline. Leaking fuel is an extreme fire and explosion hazard. Inspect system at least monthly.



## Aluminum Rectangle Liquid Transfer Tanks


Available in 45, 50 and 100 gallon tanks.

**Sizes:** 36, 54, 59½ inches

ALUMINUM TRANSFER TANK – RECTANGLE										
Product Code	Description	Available in Black	Dimensions (inches)							Gallons
			A	B	C	D	E	F	G	
TT-100-R-T/P	Aluminum Transfer Tank 100 Gallon Rectangle Tank	No	59.5	21.00	21.00	—	—	—	—	100
TT-50-R-T/P	Aluminum Transfer Tank 50 Gallon Rectangle Tank	No	36	19.00	19.00	—	—	—	—	50
TT-45-R-T/P	Aluminum Transfer Tank 45 Gallon Rectangle Tank	No	54	10.50	19.50	—	—	—	—	45

**NOTE:**

For dimensions with mounting tabs add 3" to A and 1.5" to B.





## Accessories



## Tote Boxes

Transportable, lockable storage tote protects and secures valuables at home, work or in your vehicle.

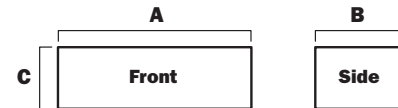


- **Aluminum Tub and Lid** is designed to absorb drops and prevent leakage
- **Lockable Twist Latch** helps secure box and its contents
- **Carry Handle** on top of tote for easy, convenient handling

**Sizes:** 20 inches  
**Handle Locks:** Twist Latch

TOTE BOXES										
Product Code	Description	Available in Black	Dimensions (inches)							Cu. Ft.
			A	B	C	D	E	F	G	
TB-1	Aluminum Toolbox Small	No	20	12.25	7.00	—	—	—	—	0.8
TB-2	Aluminum Toolbox Large	No	20	12.25	11.00	—	—	—	—	1.3

- Lid Variance – add 1" to **A** for box dimension including the lid.
- Add **-BLK** to p/n for black finish.



## Foot-Locker/ATV Boxes

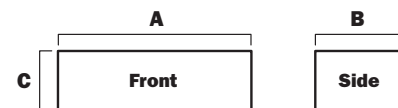
Small storage solution for home, work and/or your vehicle. Excludes off-set hinge.

- **Aluminum Tub and Lid** is designed to absorb drops and prevent leakage
- **Stainless Steel Paddle Lock** provides strength, security and long-term corrosion resistance

**Sizes:** 32, 36 inches  
**Handle Locks:** Paddle Lift

FOOT-LOCKER/ATV BOXES										
Product Code	Description	Available in Black	Dimensions (inches)							Cu. Ft.
			A	B	C	D	E	F	G	
ATV	Aluminum Toolbox For ATV'S	Yes	32	13.50	13.50	—	—	—	—	2.7
FOOT-LOCKER	Aluminum Foot Locker Storage Box	Yes	36	20.75	13.50	—	—	—	—	4.8

- Lid Variance – add 1" to **A** for box dimension including the lid.
- Add **-BLK** to p/n for black finish.





## Aluminum Hitch Carrier

Carries up to 500 pounds\*, provides rust-free design and delivers a sleek, stylish appearance through its heavy-duty aluminum beam platform floor and top side rail.


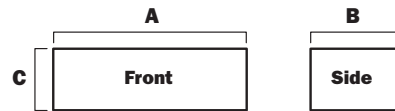
- **Fully Welded Aluminum Design**
- **2" Receiver Hitch Compatible**  
(receiver pin not included)

**Sizes:** 51 inches

**Optional:** Chest Box TBC-48-DD  
(see page 12 for details)

HITCH CARRIER										
Product Code	Description	Available in Black	Dimensions (inches)							Cu. Ft.
			A	B	C	D	E	F	G	
UWS-CARRIER	51" X 23" Cargo Carrier Fits 2" Receivers	No	51	23.00	6.38	—	—	—	—	—

\*Load capacity SHOULD NOT exceed the vehicle manufacturer cargo and/or entire vehicle capacity rating. Consult vehicle manufacturer for capacity ratings.



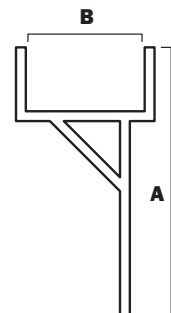
## Ladder Rack

100% rust-free aluminum design provides convenient carrying of ladders, pipe, siding and other lengthy material.

- **250 pound carrying capacity.**
- **Mounts to side of truck** (hardware included), sold as 2-rack set.

**Sizes:** 57½ inches

LADDER RACK										
Product Code	Description	Available in Black	Dimensions (inches)							Cu. Ft.
			A	B	C	D	E	F	G	
UWS-LADDERRACK	48"L X 24"W Ladder Rack	No	57.5	25.00	—	—	—	—	—	—





1 - Striker Bracket  
2 - Striker Pin  
(shown together)



3 - Top Cylinder Bracket



7 - Lift Cylinder



6 - Locking Paddle

#	Description	Part Number
1	Striker Bracket	UWS-S.Bracket
2	Striker Pin	003-NHPIN
3	Top Cylinder Bracket	UWS-TCA
4	Bottom Cylinder Bracket	UWS-BCA
5	Non Locking Paddle	UWS-Non Locking
6	Locking Paddle	UWS-Locking
7	Lift Cylinder (Shocks)	UWS-Lift-Cylind
8	Ball Stud	UWS-Ball Studs
9	Stanchion for Rail	UWS-Stanchion

#	Description	Part Number
10	Rod-Connector	UWS-Rod-Connector
11	Ventilated Fuel Cap	UWS-Caps
12	J-Bolt Kit	UWS-JBOLTKIT
13	Lock Cylinder	UWS-Lock-Cylinder
14	Secure Lock	UWS-SLOCK
15	T-Handle	UWS-Thlock
16	Twist Lock	UWS-Twistlock
17	L-bracket Crossover to Side Mount Kit	UWS-SMBK
18	Pull Handle	UWS-003THDLOCK

